


# Mt. Fuji & Fuji Five Lakes

富士山・富士五湖



*After boarding an expressway bus outside the west exit of Shinjuku Station, it takes less than two hours to reach the Fuji Five Lakes district at the base of Mt. Fuji, Japan's most exquisite mountain and spiritual center. Mt. Fuji's hot-springs will sooth your aches, and its four beautiful seasons will warmly welcome you.*

Lake Kawaguchi

Takes about an hour  
and 45 min. Costing ¥1,700

Lake Yamanaka

Takes about 2 hrs.  
and 14 min. Costing ¥2,000

From Shinjuku, Tokyo

The Fifth Uphill  
Station of Mt. Fuji

Takes about 2 hrs.  
and 25 min. Costing ¥2,600



富士急行 KEIO 京王バス  
FUJIKYU

On board a Fujikyū or Keio bus

Takes about 2 hours and 25 minutes from Shinjuku to the Fifth Uphill Station of Mt. Fuji at the altitude of 2,305m  
**Challenging to the highest mountain in Japan, Mt. Fuji <3,776m above sea level>**

# Climbing the Mt. Fuji

Climbing the Mt. Fuji is allowed from July 1, the opening day, through Aug. 26, the closing day. Winter season climbing is dangerous and not allowed.

**Mt. Fuji Five Lakes where you can enjoy rich nature, unique fine art gallery and museum, hot springs and play grounds, divers ways of enjoying your life.**

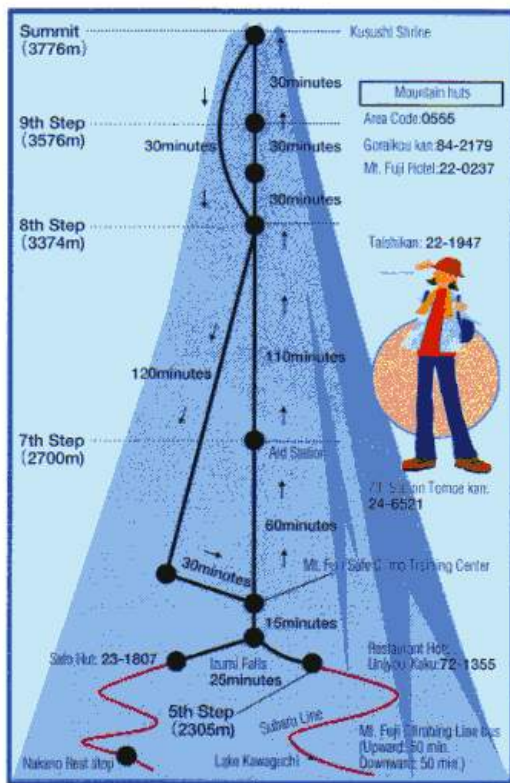
# Mt. Fuji Five Lakes

Edition assisted by : Japan National Tourist Organization

## Lake Kawaguchi Entrance Route

Standard climbing time : Upward 5 hours, Downward 3 hours

This is the most popular route where you will see dazzling alpine plants and rocky terrain as you climb through eighth station on your way up to Mt. Fuji. There are more than 15 mountain huts (reservations needed, please refer to the map below) where you can watch Mt. Fuji's shadow appear at dusk and sunrise. We especially recommend that you walk up the Gochu Path (starting from Mt. Fuji's Fifth Uphill Station) during the spring and autumn seasons.



- Precautions when you climb Mt. Fuji:**
- The appropriate season to climb Mt. Fuji is from July, after the rainy season, through mid August.
  - Be careful since the mountain's weather can change abruptly, and the higher you climb the more severe the weather may become.
  - You should always include resting time in your climbing itinerary.

- Accessing method**
- On board a non-stop Chuo Highway bus to the Fifth Uphill Station of Mt. Fuji from the West Exit of Shinjuku Station.
  - To the Lake Kawaguchi Station on board a Mt. Fuji Five Lakes Line bus of the Chuo Highway Bus and changing at the Lake Kawaguchi Station to a Mt. Fuji Climbing Line bus.
- <Note>** The service will be suspended during winter seasons.

- Starting point of the Mt. Fuji Climbing Line bus from the Lake Kawaguchi Station: Lake Kawaguchi Station of the Fujikyū Line
- Bus fare: One way ticket: ¥1,700. Return ticket: ¥2,000 (The fare will be a half for children.)

## Chuo Highway Bus ● Mt. Fuji Climbing Line to the Fifth Uphill Station

**Route map** < Operating period: Apr. 29 through Nov. 3. The service will be suspended during other period >  
 The Fifth Uphill Station of Mt. Fuji      The Third Uphill Station of Mt. Fuji      Shinjuku Highway Bus Terminal in Tokyo Metropolis

**Main bus fare list** One way fares for adults (The fare will be a half for children.)

Shinjuku, Tokyo → The Fifth Uphill Station of Mt. Fuji → ¥2,600

**Timetable** (Starting from Shinjuku: Down routes)

Operating days	Spring and Autumn		Summer		Autumn	
	Daily	Daily	Daily	Daily	Daily	Daily
Starting from the Shinjuku Highway Bus Terminal (Arrival at the Fifth Uphill Station of Mt. Fuji)	7:45	8:45	10:55	16:50	17:50	19:50
Arrival at the Fifth Uphill Station of Mt. Fuji	10:10	11:10	13:20	19:15	20:15	22:15

(Starting from the Fifth Uphill Station of Mt. Fuji)

Operating days	Spring and Autumn		Summer		Autumn	
	Daily	Daily	Daily	Daily	Daily	Daily
Starting from the Fifth Uphill Station of Mt. Fuji (Arrival at the Shinjuku Highway Bus Terminal)	11:00	12:00	13:00	14:00	15:00	16:00
Arrival at the Shinjuku Highway Bus Terminal	13:25	14:25	15:25	16:25	17:25	18:25

\* The above schedule and the arrival time at each bus stop are subject to change depending on road conditions.

**For reservations and inquires**

**Keio Highway Bus Reservation Center**  
 ☎ 03-5376-2222

**Fujikyū Highway Bus Reservation Center**  
 ☎ 0555-72-5111

## Access map



- 🚏 The nearest bus stop of the Highway Bus Line
- 🚏 The nearest bus stop of the local Bus Line

### A recommended model route

● Get off at Fuketsu Bus Stop  
 To enjoy the big mother nature and comfortable hot springs  
 Fuketsu and Hyoketsu can be reached by Retro Bus or regular bus from Lake Kawaguchi Station.

- Shinjuku Highway Bus Terminal (Highway bus (Takes 133 min.))
- Fugaku Fuketsu (On foot (takes 25 min.) or boarding a local line bus)
- Narusawa Hyouketsu (Onboard a local line bus (Takes 4 min.))
- Recreation Village Among Mt. Fuji's Green Plants (Hot spring bathing, watching Mt. Fuji) (Onboard a local line bus (Takes 22 min.))
- Lake Kawaguchi Station (Highway bus (Takes 105 min.))
- Shinjuku Highway Bus Terminal




① 富岳風穴 Fugaku Fuketsu A natural monument of Japan. You can watch ice columns and lava plateaus on lava flow traces.

🚏 風穴、または河口湖駅 → 🚏 風穴 Fuketsu or Lake Kawaguchi Stations → 🚏 風穴 Fuketsu



② 鳴沢氷穴 Narusawa Hyouketsu With an overall depth of 153m. The walls of the cave are covered by ice even during the summer seasons.

🚏 風穴、または河口湖駅 → 🚏 氷穴 Fuketsu or Lake Kawaguchi Stations → 🚏 氷穴 Hyouketsu



③ 富士眺望の湯ゆらり Enjoy comfortable hot spring bathing, watching Mt. Fuji "Yurari" 16 different types of hot spring baths are available including blue-sky baths where you can watch Mt. Fuji.

🚏 風穴、または河口湖駅 Fuketsu or Lake Kawaguchi Stations  
 → 🚏 富士緑の休暇村 Recreation Village Among Mt. Fuji's Green Plants



④久保田一竹美術館 **Itchiku Kubota Art Museum** Many of Mr. Itchiku Kubota's products are exhibited in this art museum. Mr. Itchiku Kubota is one of Japan's most popular dyeing and weaving specialists.

📍河口湖駅 → 📍久保田一竹美術館  
Lake Kawaguchi Station → Itchiku Kubota Art Museum



⑤河口湖ミュージアム **Lake Kawaguchi Muse Museum** Products of a doll specialist, Mr. Yuki Atee are being exhibited here.

📍河口湖駅 → 📍河口湖ミュージアム  
Lake Kawaguchi Station → Lake Kawaguchi Muse Museum



⑥天上山公園カチカチ山ロープウェイ **Mt.Kachi-Kachi Ropeway in the Tenjo-Yama Park** The observation platform at the mountain top will give you a panoramic view of Mt.Fuji.

📍河口湖駅 Lake Kawaguchi Station to Hotel Mt. Fuji  
→ 📍ロープウェイ入口  
Entry to the Ropeway



⑦河口湖遊覧船アンソレイユ号 **Lake Kawaguchi Excursion Boat, "Ensoleille"** An excursion boat for sight-seeing sailing on Lake Kawaguchi.

📍河口湖駅 Lake Kawaguchi Station to Hotel Mt. Fuji  
→ 📍河口湖遊覧船  
Lake Kawaguchi Excursion Boat

**A recommended model route**  
● Get off at Lake Kawaguchi Bus Stop  
**To enjoy fine art products and the sights of Mt.Fuji**

- Shinjuku Highway Bus Terminal  
Highway bus (Takes 105 min.)
- Lake Kawaguchi Station  
Onboard a retro-bus (Takes 12 min.)
- Lake Kawaguchi Muse Museum  
Onboard a retro-bus (Takes 12 min.)
- Itchiku Kubota Art Museum  
Onboard a retro-bus (Takes 7 min.)
- Mt.Kachi-Kachi Ropeway in the Tenjo-Yama Park  
On foot
- Lake Kawaguchi Excursion Boat  
On foot (takes 12 min.) or onboard a local limo bus
- Lake Kawaguchi Station  
Highway bus (Takes 105 min.)
- Shinjuku Highway Bus Terminal



●河口湖・西湖周遊レトロバス **Lake Kawaguchi excursion retro-bus** A sight seeing bus line traveling around sight seeing spots in Lake Kawaguchi area. Service area expanded to Lake Sai! The large wilderness area of Aoki-hara Jukai is now more accessible.

📍河口湖駅 Lake Kawaguchi Station



●山中湖周遊バスぐるりん山中湖 **Lake Yamanaka Circle Tour Bus "Gururin Yamanaka-ko"** This tour around Lake Yamanaka stopping at all the popular spots takes about one hour. Passengers may get on or off the bus at any location in addition to the regular stops. The "Gururin Coupon" gives you unlimited use of the bus for two days.

📍山中湖花の都公園  
Lake Yamanaka Flower Park

●山中湖遊覧船プリンセスオデット号 **Lake Yamanaka Sightseeing Boat "Princess Odette"** Enjoy a leisurely cruise on the largest of the Five Lakes, Lake Yamanaka. Take in the full view of Mt. Fuji for ten minutes after embarkation.



📍山中湖 Lake Yamanaka

**A recommended model route**  
● Get off at Fuji Yoshida Bus Stop  
**Beauty spot, Oshino Hakkai and Hot spring**

- Shinjuku Highway Bus Terminal  
Highway bus (Takes 112 min.)
- Fuji Yoshida Station  
Onboard a local line bus (Takes 5 min.)
- Kitaguchi hongu Fuji Sengen Shrine  
Onboard a local line bus (Takes 10 min.)
- Oshino Hakkai  
Onboard a local line bus (Takes 5 min.)
- Entry to the Hanano-Miyako Park  
On foot (takes 5 min.)
- Hot Spring of Crimson Colored Mt. Fuji  
On foot (takes 10 min.)
- Entry to the Hotel Mt. Fuji  
Highway bus (Takes 128 min.)
- Shinjuku Highway Bus Terminal



⑧山中湖温泉紅富士の湯 **Lake Yamanaka Hot Spring of Crimson Colored Mt. Fuji** Exquisite view of Mt. Fuji in sunset color is viewable from the open-air hot spring bath.

📍ホテルマウント富士入口 Entry to Hotel Mt. Fuji  
→ 📍花の都公園入口  
Entry to the Hanano-Miyako Park



⑨北口本宮富士浅間神社 **Kitaguchi hongu Fuji Sengen Shrine** The North Entry Shrine for religious Mt. Fuji climbing.

📍富士吉田駅 → 📍浅間神社前  
Fuji Yoshida Station → Entry to the Fuji Sengen Shrine



📍富士急ハイランド Fujikyū Highland

⑩富士急ハイランド **Fujikyū Highland** An all-round amusement park with a host of scream machines including the popular "FUJIYAMA" and the "Dodonpa" roller coaster that reaches speeds of 172 km/h.

⑪ホテルハイランドリゾート **Hotel Highland Resort** A resort hotel incorporating restaurants serving Japanese, Western and Chinese cuisine's.

📍富士急ハイランド Fujikyū Highland



📍富士急ハイランド Fujikyū Highland

⑫フジヤマミュージアム **Fujiyama Museum** An art gallery where visitors can enjoy various depictions of Mt. Fuji done by renowned modern painters such as Kaji Higashiyama and Taikan Yokoyama. In the main hall a High-Vision video presentation is shown that features the majestic natural beauty and allure of Mt. Fuji, as narrated by Koji Kinutani and Tamako Kataoka. The museum is a three-minute walk from the Fuji Express Highland Bus Terminal (access through the lower level first floor of the Hotel Highland Resort across from the bus stop).

**Inquiries to**  
: Mt. Fuji and Lake Kawaguchi Sight Seeing General Tourist Agency  
☎0555-72-6700 (In front of Lake Kawaguchi Station)  
: Odakyu Sightseeing Service Tourists Center  
☎03-5321-7887 (Shinjuku)

