


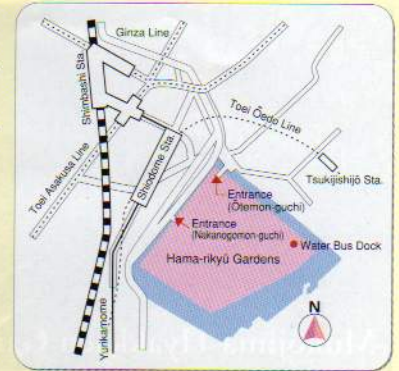
Guide to Metropolitan Gardens

Open from 9:00 to 17:00 (Entry until 16:30)



Hama-rikyū Gardens

- 📍 1-1, Hama-rikyū Teien, Chuo-ku, Tokyo 104-0046
- 🚶 【Ōtemon-guchi】
Toei Ōedo Line Shiodome Sta., Tsukijishijo Sta. or Yurikamome Shiodome Sta. (7 minutes on foot)
JR or Tokyo Metro Ginza Line / Toei Asakusa Line, Shimbashi Sta. (12 minutes on foot)
- 🚶 【Nakanogomon-guchi】
Toei-Ōedo Line or Yurikamome Shiodome Sta. (5 minutes on foot)
JR Hamamatsuchō Sta. (15 minutes on foot)
Boat: Water Bus (Ryōgoku → Hama-rikyū → Kasai)
- ⓧ Year-end holidays (December 29 to January 1)
- 💰 ¥300* (65 and over: ¥150)
- ☎ Tel: 03-3541-0200



Kyū Shiba-rikyū Gardens

- 📍 1-4-1 Kaigan, Minato-ku, Tokyo 105-0022
- 🚶 JR Hamamatsuchō Sta. North Exit (1 minute on foot)
Toei Asakusa Line/ Ōedo Line, Daimon Sta. (3 minutes on foot)
No parking available
- ⓧ Year-end holidays (December 29 to January 3)
- 💰 ¥150* (65 and over: ¥70)
- ☎ Tel: 03-3434-4029



Koishikawa Kōrakuen Gardens

- 📍 1-6-6 Koraku, Bunkyo-ku, Tokyo 112-0004
- 🚶 Toei Ōedo Line, Iidabashi Sta. (2 minutes on foot)
JR Sōbu Line, Iidabashi Sta. (8 minutes on foot)
Tokyo Metro Tōzai Line / Yūrakuchō Line / Namboku Line, Iidabashi Sta. (8 minutes on foot)
Tokyo Metro Marunouchi Line / Namboku Line, Kōrakuen Sta. (8 minutes on foot)
No parking available
- ⓧ Year-end holidays (December 29 to January 1)
- 💰 ¥300* (65 and over: ¥150)
- ☎ Tel: 03-3811-3015




Kyū Iwasaki-tei Gardens

- 📍 1-3-45 Ike-no-hata, Taito-ku, Tokyo 110-0008
- 🚶 Tokyo Metro Chiyoda Line, Yushima Sta. (3 minutes on foot)
Tokyo Metro Ginza Line, Ueno-Hirokōji Sta. (10 minutes on foot)
Toei Ōedo Line, Ueno Okachi-machi Sta. (10 minutes on foot)
No parking available
- ⓧ Year-end holidays (December 29 to January 1)
- 💰 ¥400* (65 and over: ¥200)
- ☎ Tel: 03-3823-8340

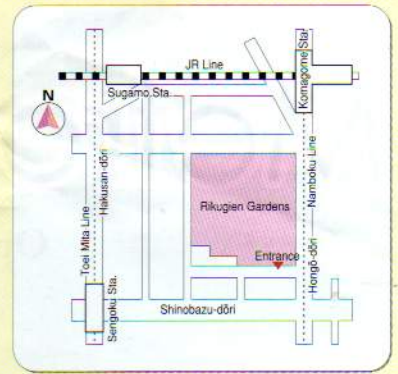


📍 Garden location 🚶 Access ⓧ Closed 💰 Entrance fee ☎ Contact
*No charge for primary school children or younger, and junior high school students living or attending school in Tokyo



Rikugien Gardens

- 📍 6-16-3 Hon-komagome, Bunkyo-ku, Tokyo 113-0021
- 🚉 JR / Tokyo Metro Namboku Line, Komagome Sta. (7 minutes on foot)
Toei Mita Line, Sengoku Sta. (10 minutes on foot)
No parking available
- 📅 Year-end holidays (December 29 to January 1)
- 💰 ¥300* (65 and over: ¥150)
- ☎ Tel: 03-3941-2222




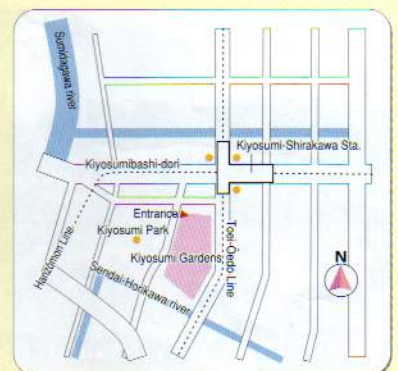
Mukōjima-Hyakkaen Gardens

- 📍 3-18-3 Higashi-Mukojima, Sumida-ku, Tokyo 131-0032
- 🚉 Tōbu Isesaki Line, Higashi-Mukōjima Sta. (8 minutes on foot)
Keisei Oshiage Line, Keisei-Hikifune Sta. (13 minutes on foot)
No parking available
- 📅 Year-end holidays (December 29 to January 3)
- 💰 ¥150* (65 and over: ¥70)
- ☎ Tel: 03-3611-8705




Kiyosumi Gardens

- 📍 3-3-9 Kiyosumi, Koto-ku, Tokyo 135-0024
- 🚉 Toei Ōedo Line / Tokyo Metro Hanzōmon Line, Kiyosumi-Shirakawa Sta. (3 minutes on foot)
No parking available
- 📅 Year-end holidays (December 29 to January 1)
- 💰 ¥150* (65 and over: ¥70)
- ☎ Tel: 03-3641-5892



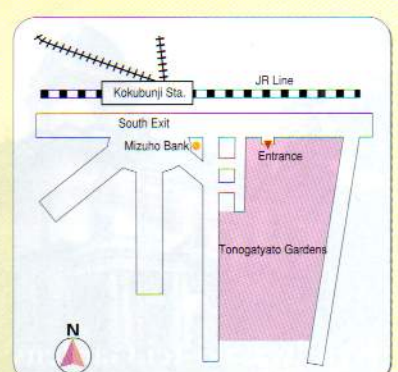
Kyū Furukawa Gardens

- 📍 1-27-39 Nishigahara, Kita-ku, Tokyo 114-0024
- 🚉 JR Keihin-Tōhoku Line, Kami-Nakazato Sta. (7 minutes on foot)
JR Yamanote Line, Komagome Sta. (12 minutes on foot)
Tokyo Metro Namboku Line, Nishigahara Sta. (7 minutes on foot)
No parking available
- 📅 Year-end holidays (December 29 to January 1)
- 💰 ¥150* (65 and over: ¥70)
- ☎ Tel: 03-3910-0349



Tonogayato Gardens

- 📍 2-16 Minami-cho, Kokubunji-shi, Tokyo 185-0021
- 🚉 JR Chūō Line, Kokubunji Sta. South Exit (2 minutes on foot)
No parking available
- 📅 Year-end holidays (December 29 to January 1)
- 💰 ¥150* (65 and over: ¥70)
- ☎ Tel: 042-324-7991



📍 Garden location 🚉 Access 📅 Closed 💰 Entrance fee ☎ Contact
*No charge for primary school children or younger, and junior high school students living or attending school in Tokyo