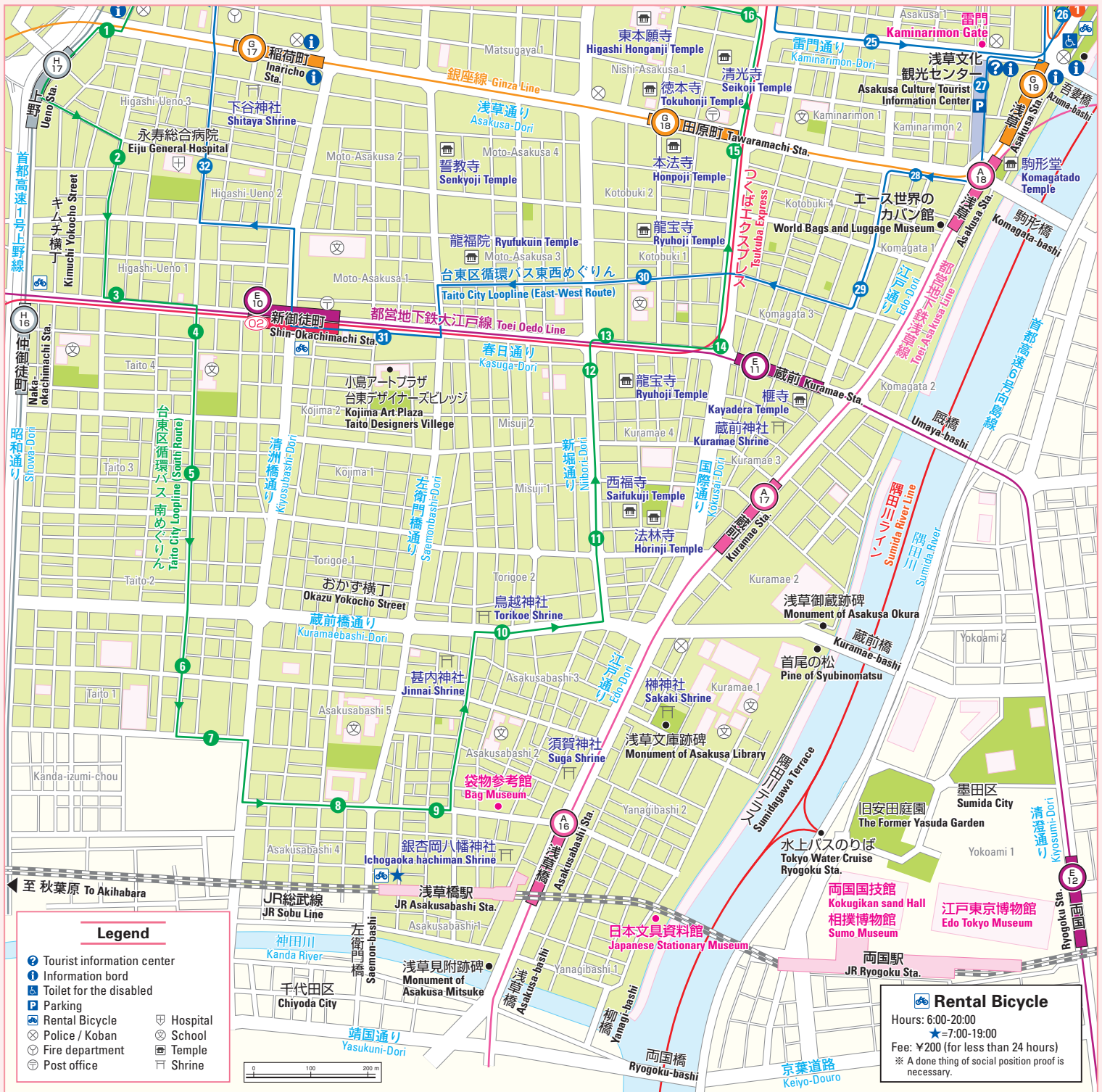
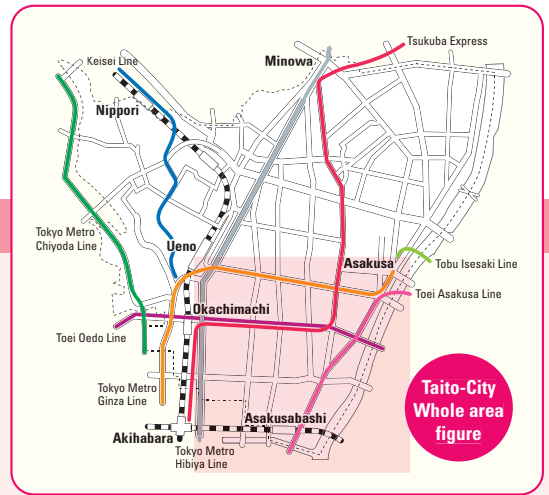


ASAKUSABASHI

浅草橋

The Asakusabashi area has been thriving since the Edo period as a commercial and traffic center, exploiting the natural wealth of the Sumida River. The Tokugawa Shogunate built a gate here called "Asakusa-Mitsuke" as a crucial advance guard for the defense of Edo Castle. Today, with its dense commercial community composed of various retailers like traditional doll shops, Asakusabashi attracts numerous visitors.




- Legend**
- Tourist information center
 - Information board
 - Toilet for the disabled
 - Parking
 - Rental Bicycle
 - Police / Koban
 - Fire department
 - Post office
 - Hospital
 - School
 - Temple
 - Shrine

Rental Bicycle
 Hours: 6:00-20:00
 ★7:00-19:00
 Fee: ¥200 (for less than 24 hours)
 ※ A done thing of social position proof is necessary.

Watching and Walking around Asakusabashi

浅草橋の見る・遊ぶ

Edo Dori (Edo Street) Shopping Area



Many interesting shops line Edo Dori. In particular, Japanese doll specialty stores catch visitors' eyes, especially surrounding the Asakusa Station. Inside the shops, a wide selection of dolls, beautifully dressed in kimono, fascinate guests. Handicraft shops are also very popular with their low price offerings and depth of assortment of intricate works such as embroidered beads. Oversea visitors should also stop at the stationery and grocery shops along the street since there are inexpensive Japanese style novelties and commodities that make excellent souvenirs of Japan.

Access: JR Asakusabashi station, Metro Kuramae station

Riverside Scenery



Along the periphery of the Kanda River, many shipping houses called Funayado operate year round fleets of "Yakatabunes" - old-fashioned Japanese houseboats for excursions around the Tokyo waterfront. Guests can enjoy a cruise against a backdrop of a beautiful night view of the metropolis, while dining on Japanese cuisine.

Access: 5 minutes walk from JR Asakusabashi station

江戸東京博物館 Edo-Tokyo Museum



With a population of 1.3 million, "Edo" - the former name of Tokyo - was the world's largest and most prosperous city in the 18th century. An efficient urban infrastructure was established at that time including water supply, a traffic network leveraging water ways, and a scheme to maintain security. The exhibits of the Edo-Tokyo Museum reveal the history of the city and the life and culture of the people who lived there.

Address: 1-4-1 Yokoami Sumida-Ku **Telephone:** 03-3626-9974
Access: 3 minutes walk from JR Ryogoku station, 1 minutes walk from Metro Ryogoku station **Business Hours:** 9:30 a.m.-5:30 p.m.
Admission Fee: ¥600 **Closed:** Monday

相撲博物館 Sumo Museum



Sumo wrestling tournaments are held six times a year, three of which are offered at the Kokugikan in Ryogoku, Tokyo. Even during the off-season, the Sumo Museum housed inside the Kokugikan exhibits Sumo-related articles to introduce the Japanese national sport.

Address: 1-3-28 Yokoami Sumida-Ku **Telephone:** 03-3622-0366
Access: 1 minutes walk from JR Ryogoku station, 5 minutes walk from Metro Ryogoku station **Business Hours:** 10:00 a.m.-4:30 p.m.
Admission Fee: Free **Closed:** Saturday, Sunday

日本文具資料館 Japan Stationery Museum



This museum exhibits stationery products used in Japan throughout the centuries, including a writing brush as tall as a man as well as carry-along writing instruments utilized some hundred years ago.

Address: 1-1-15 Yanagibashi Taito-Ku **Telephone:** 03-3861-4905
Access: 5 minutes walk from JR・Metro Asakusabashi station
Business Hours: 1:00 p.m.-4:00 p.m.
Admission Fee: Free **Closed:** Saturday, Sunday

Where to Call

Inquiry about Sightseeing Tour

The Tokyo Metropolitan Area SGG Club03-3842-5566
 (Open Every Day 10:00-17:00)
 Tokyo TIC03-3201-3331
 Tokyo Tourist Information Center
 TMG Building Headquarters03-5321-3077
 Haneda Airport Branch03-5757-9345
 Keisei Ueno Branch03-3836-3471
 TCVB Tourist Information Center03-3287-7024

Transportation

Flight Information
 Tokyo International Airport (Haneda)03-5757-8111
 New Tokyo International Airport (Narita)0476-34-5000
 JR East050-2016-1603
 Tokyo Metro Information03-3941-2004

Taito City Loopline, "Megurin"

Taito City provides a public transportation service by operating a fleet of buses called "Megurin." Linking major spots such as Asakusa and the Ueno Station in one direction, Megurin comes every 15 minutes for each route among north bound, south bound and east-west routes.

The fare is 100 yen each way for both adults and children.
 Other boarding tickets such as a Bus Card are not honored.
 A one day travel card costs : ¥300

Hotels

Taito Hotel and Ryokan Association03-3834-2008
 Tokyo International Youth Hotel03-3235-1107

Health-care Information

Tokyo Metropolitan Medical Information Service (HIMAWARI)
 03-5285-8181
 AMDA International Medical Information Center 03-5285-8088

Emergency

Police (calls answered in English)03-3501-0110

